

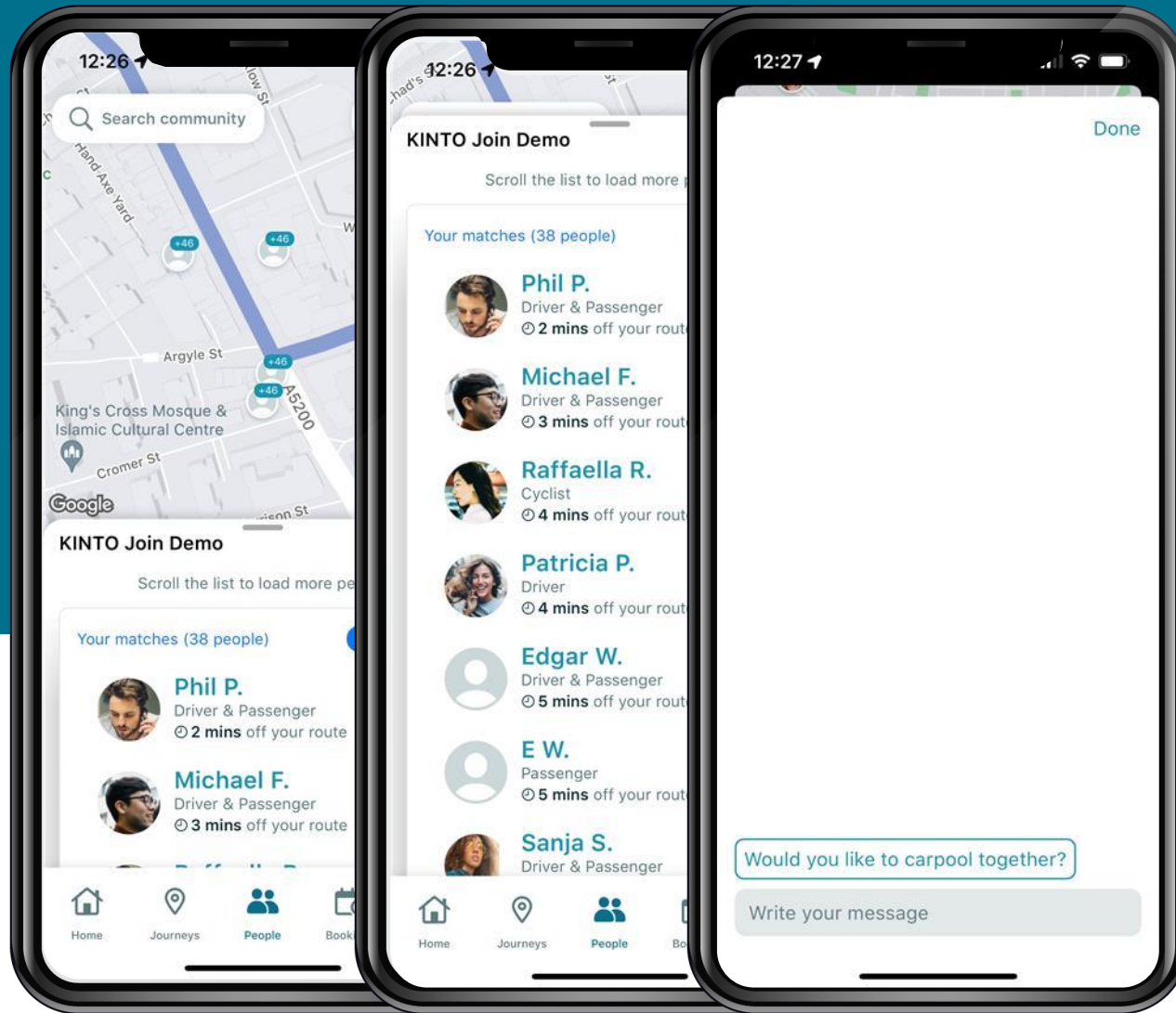
A wide-angle photograph of a busy city street during the 'golden hour' of sunset. The sun is low on the horizon, creating a strong backlight effect that silhouettes the people walking. Long, dark shadows are cast across the paved sidewalk. On the left, a tall, modern glass skyscraper reflects the warm light. On the right, older brick buildings line the street. In the background, construction cranes are visible against the bright sky. The overall atmosphere is one of a bustling, modern urban environment.

KINTO Join How it works

How to Carpool

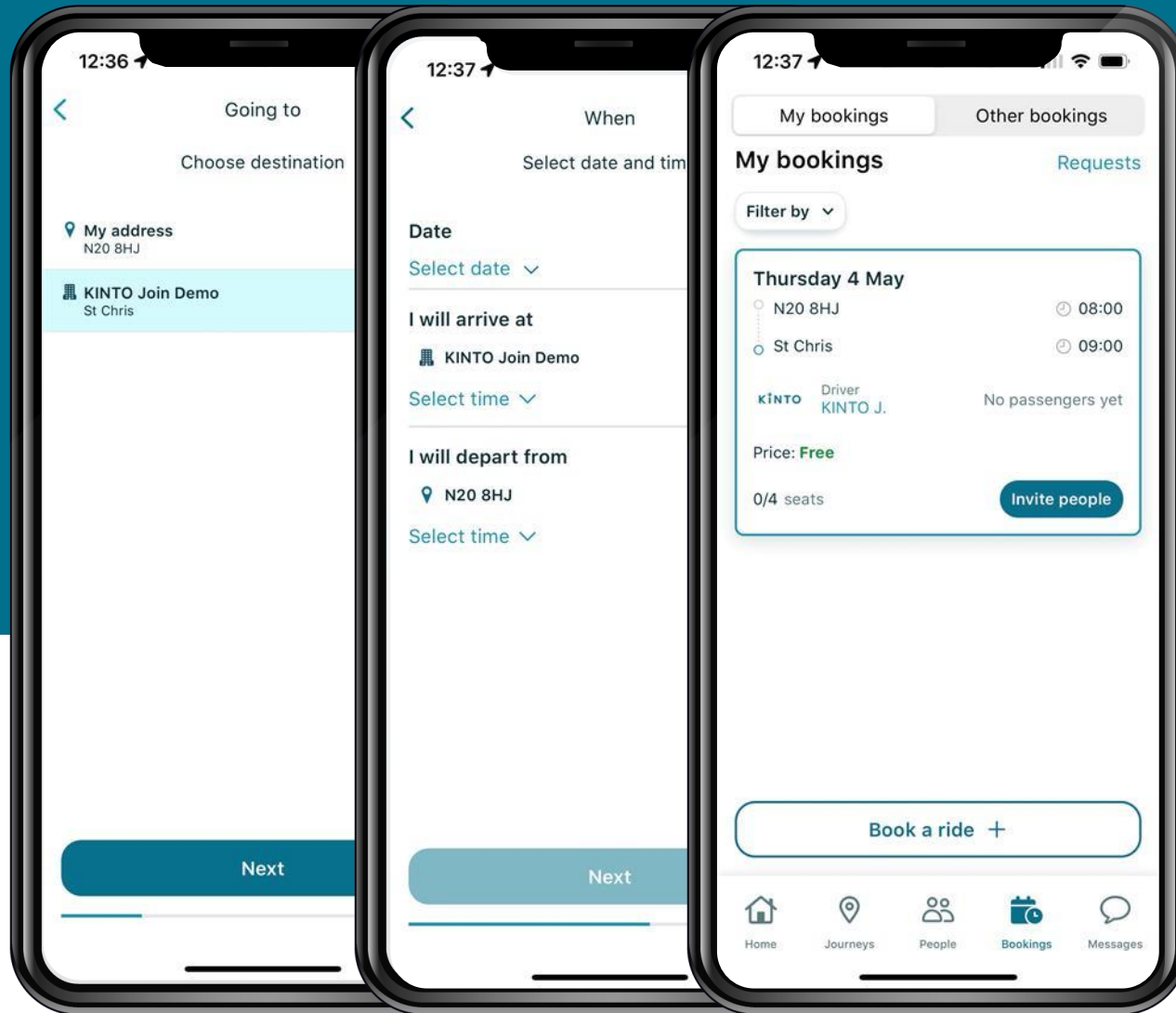
There are two ways to find a colleague to carpool with, either using the people or booking tab, You can connect with them in a few simple steps.





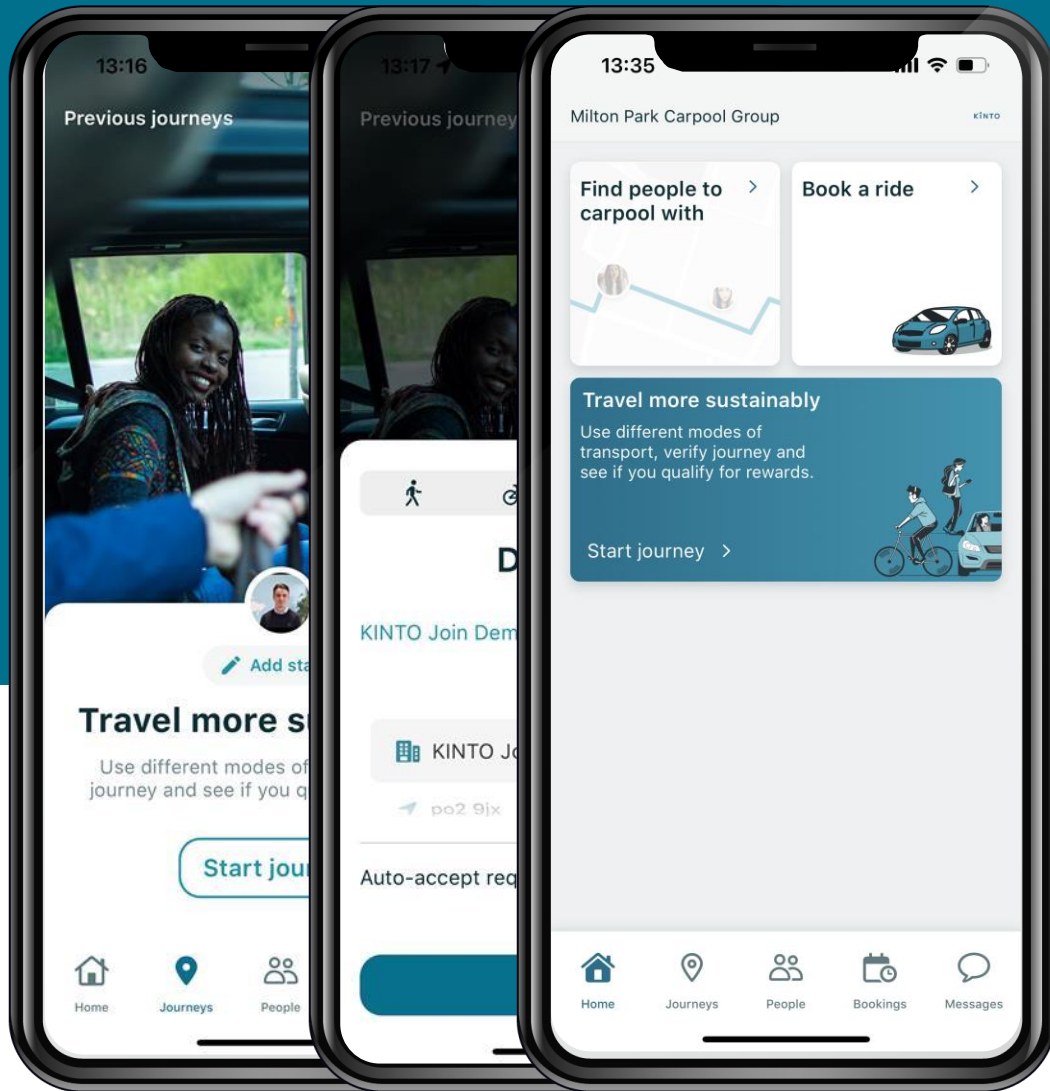
Using the People tab

- Select the people tab
- Use the map to find a nearby colleague
- Use the list to identify colleagues that are along your route to work
- Press on the profile picture or name of your colleague to message them, asking them if they would like to Carpool together



Using the Bookings tab – Driver

- Select the bookings tab
- If you're a driver, select "Book a ride" and input the starting location, destination, date and time of travel
- Your planned journey will now appear under My Bookings
- You have complete control over who can join your prebooked journey, anyone who has requested to join can be viewed by selecting Requests



How to verify your journey

- Verifying your journey is integral to recording your environmental impact and showing your employer you are using the KINTO Join app.
- To verify your journey, select “Start Journey”
 - Driving home or to your place of work select the image of the car and select your destination, then press “Go”
 - Joining a driver, select the image of the solo figure raising his hand, connect with the driver via Bluetooth or by scanning their QR code within the app
- Approaching your destination, no need to press stop journey. Your journey will automatically verify when you reach your place of work or end destination

Frequently asked questions

How do users edit their schedule?

Go to 'Account' > My schedule > set the current schedule.
NOTE: input work hours, and NOT the time they leave the house.

Do users have to use the recommended route?

No, shared journey can be verified and incentivized regardless of the route users take to the destination of the community.

User cannot see anyone on the map

Ask the user to zoom out/in or move the map left or right.
Check which filters and transportation mode the user has set and help them change if needed.
If this doesn't help, ask them to restart the app.
If they still can't see anyone, ask which community they joined.
If it's the correct one, contact CS2

Talk to us.

Here's how to get in touch with the KINTO team.



support@kintojoin.io



www.kintojoin.io